



SUMMARY REPORT

TRACER STUDY ALUMNI

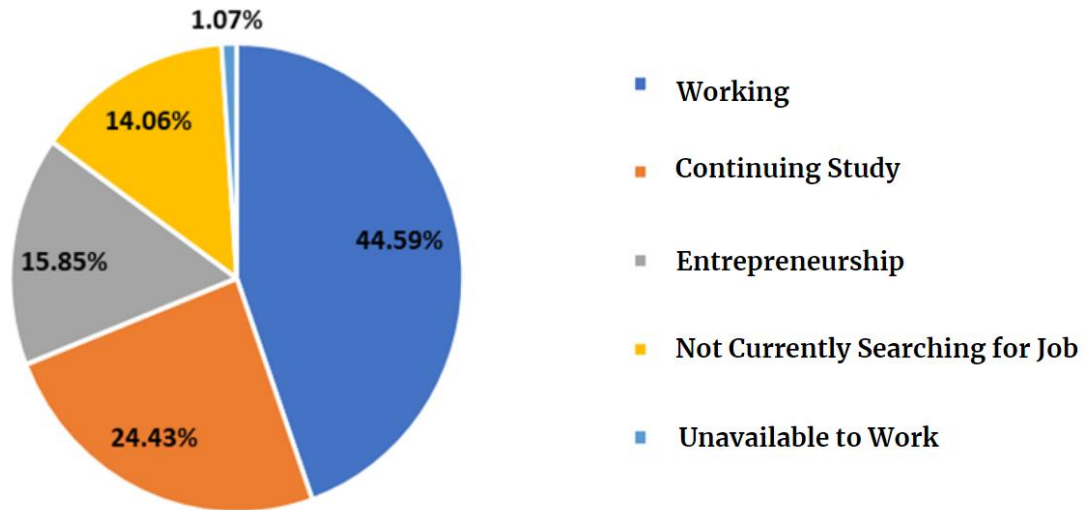
2023

HASANUDDIN UNIVERSITY

**TRACER STUDY ALUMNI
Hasanuddin University**

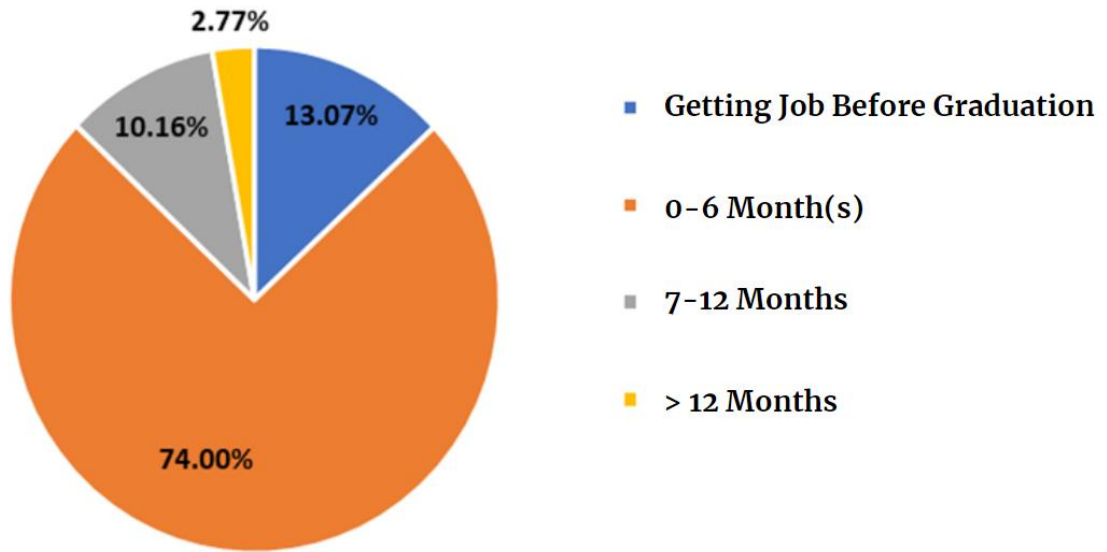
2023

1. Status



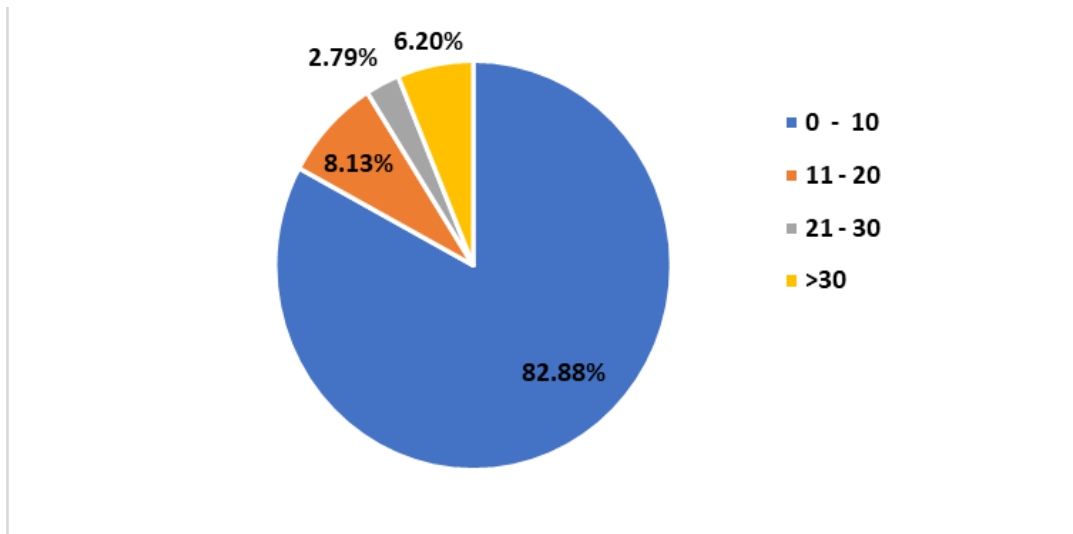
In 2022, almost half, namely 44.59%, of Hasanuddin University graduates successfully got job. In addition, around 15.85% of alumni chose to be involved in entrepreneurship, showing interest and expertise in forming their own business after completing their education. There were also around 24.43% of Hasanuddin University alumni who decided to continue their education. Meanwhile, around 14.06% were recorded as being actively looking for work, and only a small number, 1.07%, of alumni had not been able to find job opportunities.

2. Waiting Period to Get Job



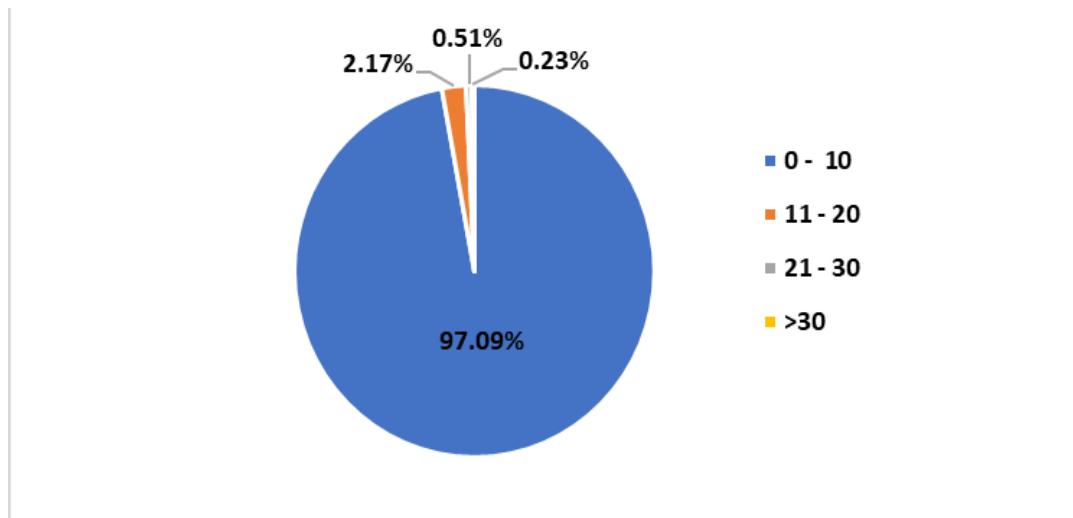
13.07% of Hasanuddin University graduates were able to find work before completing their studies, indicating the quality demonstrated by alumni in the world of work in 2022. This success was reinforced by the fact that 74.00% of Hasanuddin University alumni managed to find work in less than six months after graduating, reflected the ability of most alumni to quickly become absorbed in the work environment. This achievement also reflected the high level of trust from employers towards Hasanuddin University graduates. 10.16% of alumni looked for work within 7-12 months after graduating, while the remaining 2.77% managed to find work more than 12 months after graduating.

3. Number of Companies Applied



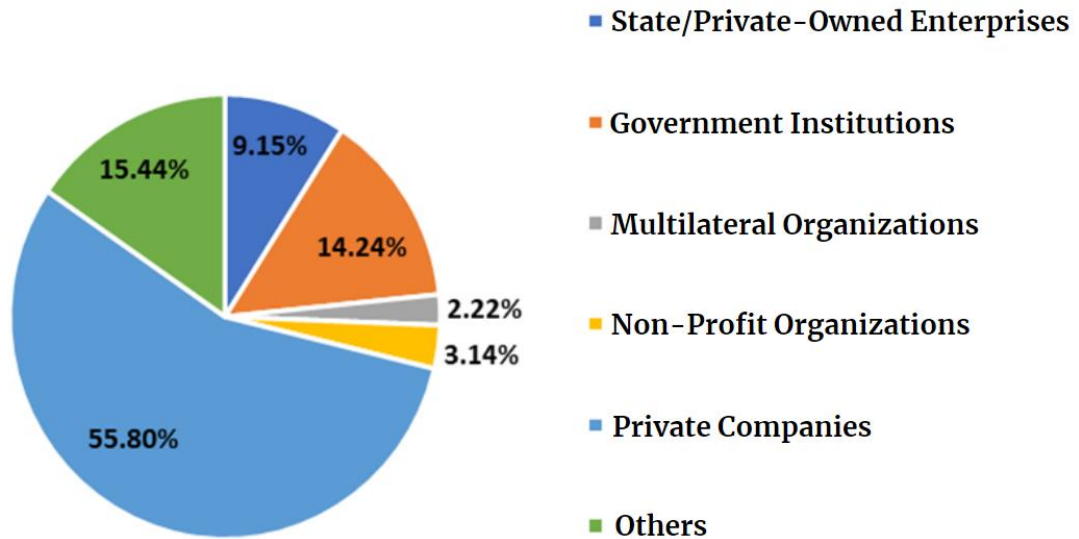
82.88% of graduates sent job applications to 0-10 different companies before successfully obtaining and starting their current main job. Another small number, around 8.13%, had applied to 11-20 different companies before starting their career journey in the workplace. However, on the other hand, there were also a number of graduates who submitted applications to 21-30 companies, which reaches 2.79%, and finally around 6.20% sent applications to more than 30 different companies.

4. Number of Companies Inviting for the Interview



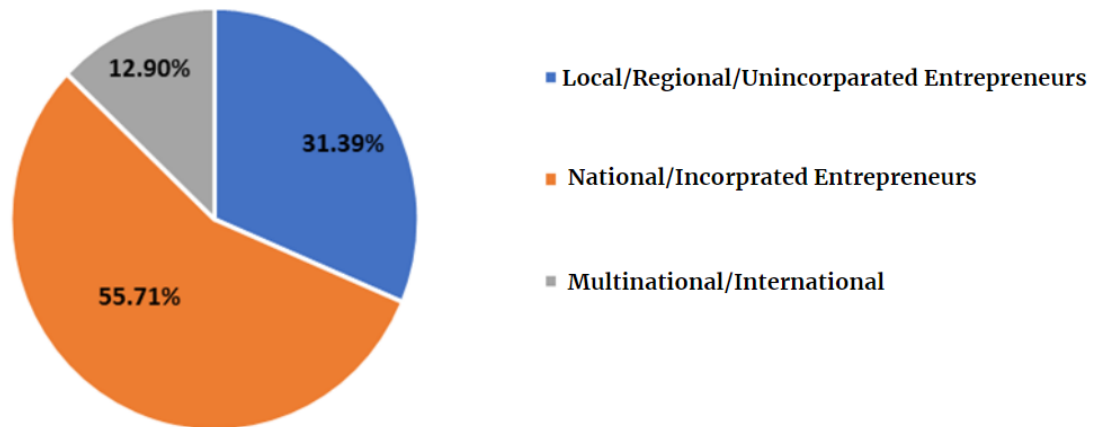
Overall, around 97.09% of Hasanuddin University alumni received interview invitations in the range of 0-10 companies or agencies. Apart from that, it can be seen from the diagram that a small percentage of alumni, namely around 2.17%, received interview invitations in the 11-20 range. 0.51% of alumni received interview invitations at approximately 21-30 companies. However, in the range of more than 30 interview invitations, only 0.23% of alumni received an invitation.

5. Types of Company



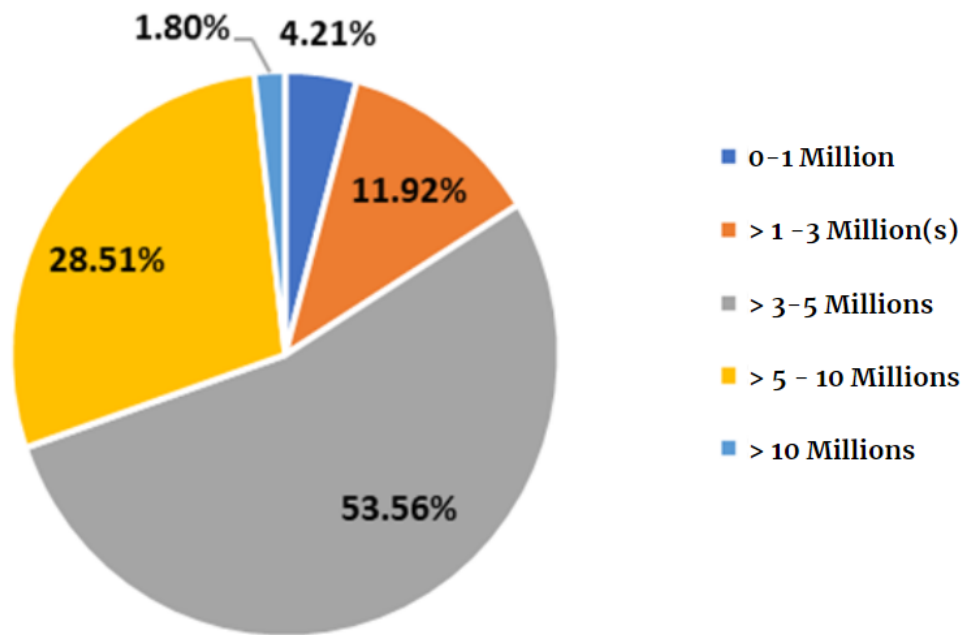
Based on the results of the Tracer Study, it can be concluded that the majority of Hasanuddin University alumni in 2022 chose to pursue a career in the private company sector. The diagram showed that around 55.80% of Hasanuddin University alumni are in this category. Meanwhile, the government agency sector was around 14.24% of alumni, while in State/Private-Owned Enterprises is around 9.15%. Apart from that, there were also a number of alumni who were pursuing careers in multilateral institutions/organizations, which reaches a percentage of 2.22%. Employment in non-profit organizations reached 3.14%, and for other categories it reached around 15.44%.

6. Level of Workplace



According to information from Hasanuddin University's Tracer Study for 2022 alumni, it was revealed that around 31.39% of alumni work at the local/regional/entrepreneurial level without a legal entity. On the other hand, around 55.71% of alumni work at the national level/are self-employed with legal entities. Furthermore, around 12.90% of alumni work at the multinational/international level.

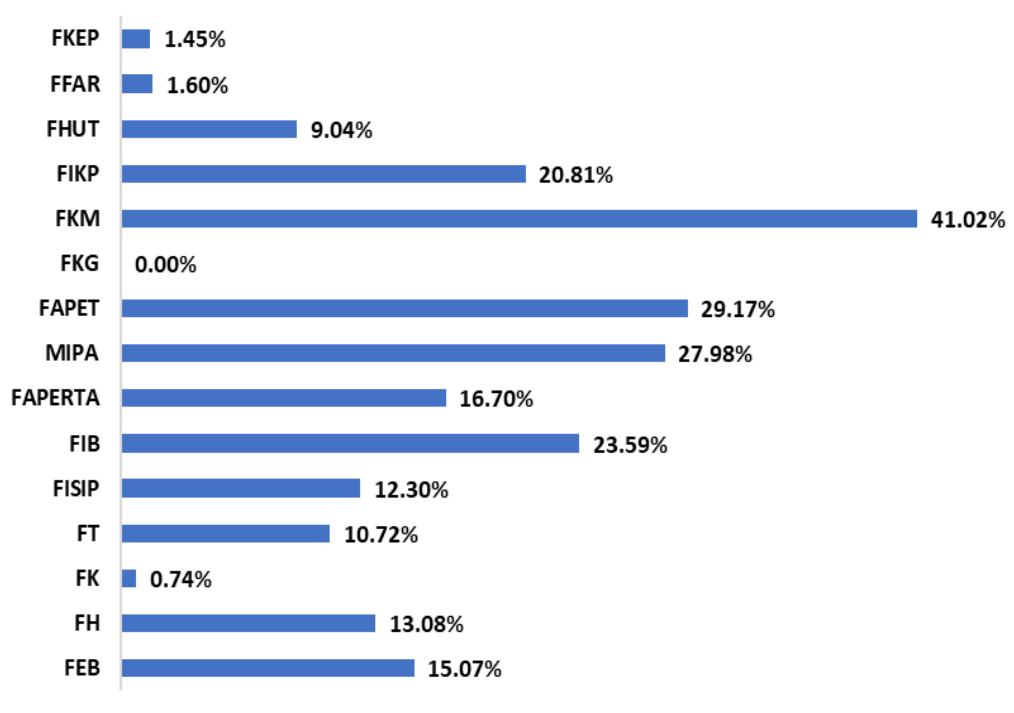
7. Income



According to the Tracer Study results for alumni in 2022, around 53.56% of Hasanuddin University alumni reported that alumni income was in the range of more than 3 to 5 million. Meanwhile, around 28.51% of alumni received income in the range of more than 5 to 10 million. Around 11.92% of alumni earned an income of more than 1 to 3 million. There were also about 4.21% who received income between 0 to 1 million, and about 1.80% reported income of more than 10 million.


8. Alumni as Entrepreneur

| No | Faculty | Abbreviations |
|----|--|---------------|
| 1 | Fak. Ekonomi dan Bisnis (FEB) Economics | FEB |
| 2 | Fak. Farmasi / Pharmacy | FFAR |
| 3 | Fak. Hukum / Law | FH |
| 4 | Fak. Ilmu Budaya (FIB) / Cultural Sciences | FIB |
| 5 | Fak. Ilmu Kelautan dan Perikanan (FIKP) / Marine and Fisheries | FIKP |
| 6 | Fak. Ilmu Sosial dan Ilmu Politik (FISIP) / Social and Politics | FISIP |
| 7 | Fak. Kedokteran / Dentistry | FK |
| 8 | Fak. Kedokteran Gigi (FKG) / Medicine | FKG |
| 9 | Fak. Kehutanan / Forestry | FHUT |
| 10 | Fak. Keperawatan / Nurse | FKEP |
| 11 | Fak. Kesehatan Masyarakat (FKM) / Public Health | FKM |
| 12 | Fak. Matematika dan Ilmu Pengetahuan Alam (FMIPA) / Mathematics and Natural Sciences | MIPA |
| 13 | Fak. Pertanian / Agriculture | FAPERTA |
| 14 | Fak. Peternakan / Husbandry | FAPET |
| 15 | Fak. Teknik / Engineering | FT |



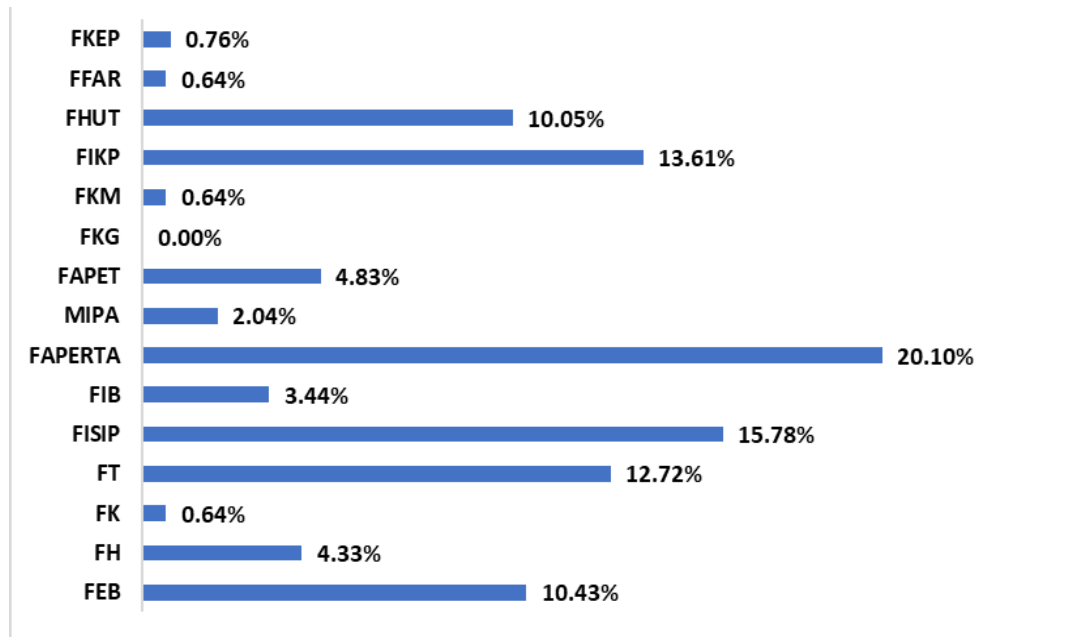
Based on the graph above, it can be seen that a number of Hasanuddin University alumni in 2022 are involved in entrepreneurship or self-employment. The respective percentage figures for alumni who are entrepreneurs are as follows: 1.45% for the Faculty of Nursing, 1.60% for the Faculty of Pharmacy, 9.04% for the Faculty of Forestry, 20.81% for the Faculty of Marine Sciences and Fisheries, 41.02% for the Faculty of Public Health, 0.00% for the Faculty of Dentistry, 29.17% for the Faculty of Animal Husbandry, Faculty of Mathematics and Natural Sciences as much as 27.98, then 16.70% for the Faculty of Agriculture, 23.59% for the Faculty of Cultural Sciences, 12.30% for the Faculty of Social and Political Sciences, 10.72% for the Faculty of Engineering, 0.74% for the Faculty of Medicine, 13.08% for the Faculty of Law, and 15.07% for the Faculty of Economics and Business.

9. Alumni Continuing Study



From the data presented above, it can be concluded that a number of Hasanuddin University alumni chose to continue their studies. The percentage of continuing studies for each faculty is as follows: 85.02% for the Faculty of Nursing, 86.40% for the Faculty of Pharmacy, 9.60% for the Faculty of Forestry, 13.35% for the Faculty of Marine Sciences and Fisheries, 25.39% for the Faculty of Public Health, 100.00% for the Faculty of Dentistry, 10.71% for Faculty of Animal Husbandry, 13.02% for Faculty of Mathematics and Natural Sciences, 10.26% for Faculty of Agriculture, 11.27% for Faculty of Cultural Sciences, 9.79% for Faculty of Social and Political Sciences, 6.39% for Faculty of Engineering, 88.94% for the Faculty of Medicine, 12.11% for the Faculty of Law, and 6.09% for the Faculty of Economics and Business.

10. Alumni Not Working Yet



Based on the information above, it appears that a number of Hasanuddin University alumni in 2022 will still be unemployed. The percentage of alumni who have not worked for each faculty is as follows: 0.76% for the Faculty of Nursing, 0.64% for the Faculty of Pharmacy, 10.05% for the Faculty of Forestry, 13.61% for the Faculty of Marine Sciences and Fisheries, 0.64% for the Faculty of Public Health, 0.00% for the Faculty of Dentistry, 4.83% for the Faculty of Animal Husbandry, 2.04% for the Faculty of Mathematics and Natural Sciences, 20.10% for the Faculty of Agriculture, 3.44% for the Faculty of Cultural Sciences, 15.78% for the Faculty of Social and Political Sciences, 12.72% for the Faculty of Engineering, 0.64% for the Faculty of Medicine, 4.33% for the Faculty of Law, and 10.43% for the Faculty of Economics and Business.